



User Manual



How to recover the password?

How to contact the administrator?

How to change the language to the system?

Virtual Classroom online

How to recover the password?

Step 1




The screenshot shows the login interface for 'Academy Fenternet'. At the top is a banner with a graduation cap and the text 'ONLINE DISTANCE ACADEMY'. Below this is a language selection bar with flags for the USA, Spain, and Portugal. The main login area contains fields for 'USERNAME' and 'PASSWORD', a 'LOGIN' button, and a link for 'FORGOT YOUR PASSWORD? | ONLINE HELP!'. The 'FORGOT YOUR PASSWORD?' link is circled in red, and a black arrow points from a blue callout box to it. Below the login area is a section for downloading the user manual, and at the bottom is a footer with copyright information.

ONLINE DISTANCE ACADEMY

SELECT THE LANGUAGE:   

USERNAME: 

PASSWORD: 

[FORGOT YOUR PASSWORD? | ONLINE HELP!](#)

 LOGIN

 Academy Fenternet

 Download the user manual

ALL RIGHTS RESERVED

* DEVELOPED BY: CLASSROOM ONLINE .:CLASSROOM.:. 2019. ENG. FRANCISCO HERMOSO.

You must click here in Recover password

Step 2

You can recover your password by sending an email to receive it by this means

RETRIEVE THE ACCESS PASSWORD

SEND EMAIL

BY ANSWERS

YOU WILL BE SENT AN EMAIL WITH YOUR NEW PASSWORD TO YOUR EMAIL.

* REQUIRED FIELDS

ENTER YOUR EMAIL:

JESSICAKERTZ@GMAIL.COM

SEND DATA

Place your email that you register in your Registration so you can receive your new password.

Step 3

SUCCESSFUL PROCESS - UPDATING THE SYSTEM ACCESS CODE

YOUR PASSWORD HAS BEEN SENT TO YOUR EMAIL JESSICAKERTZ@GMAIL.COM. PLEASE ENTER AND CHANGE YOUR PASSWORD IMMEDIATELY FOR SECURITY IN THE SYSTEM.

ACCESS THE SYSTEM

Once the email is sent, the successful process will be shown

Step 4

This is another way to recover your password, you can click on the tab as the image shows.

The screenshot displays a web form for password recovery. At the top, a tab labeled 'RETRIEVE THE ACCESS PASSWORD' is active. Below it, a row of tabs includes 'SEND EMAIL' and 'BY ANSWERS', with the latter highlighted by a red circle and an arrow. The main content area is titled 'ANSWER YOUR SECURITY QUESTIONS TO RECOVER YOUR PASSWORD.' and includes a '* REQUIRED FIELDS' label. An input field for 'ENTER YOUR EMAIL:' contains the text 'JESSICAKERTZ@GMAIL.COM|', which is also circled in red. A 'SEND DATA' button is positioned below the email field.

Place your email that you register in your Registration so you can receive your new password.

Step 5

RETRIEVE THE ACCESS PASSWORD

SEND EMAIL

BY ANSWERS

Here you place your answer to the security questions that register your account online.



REMEMBER THAT YOU ONLY HAVE THREE ATTEMPTS TO RECOVER YOUR PASSWORD, OTHERWISE YOUR ACCOUNT WILL BE BLOCKED, SO YOU SHOULD CONTACT THE SYSTEM ADMINISTRATOR TO UNLOCK YOUR ACCOUNT. TRY TO ANSWER CORRECTLY.

* REQUIRED FIELDS

QUESTION 1:

WHAT IS THE BRAND OF YOUR FAVORITE CAR?

QUESTION 2:

IN WHAT CITY DID YOU MEET YOUR PARTNER?

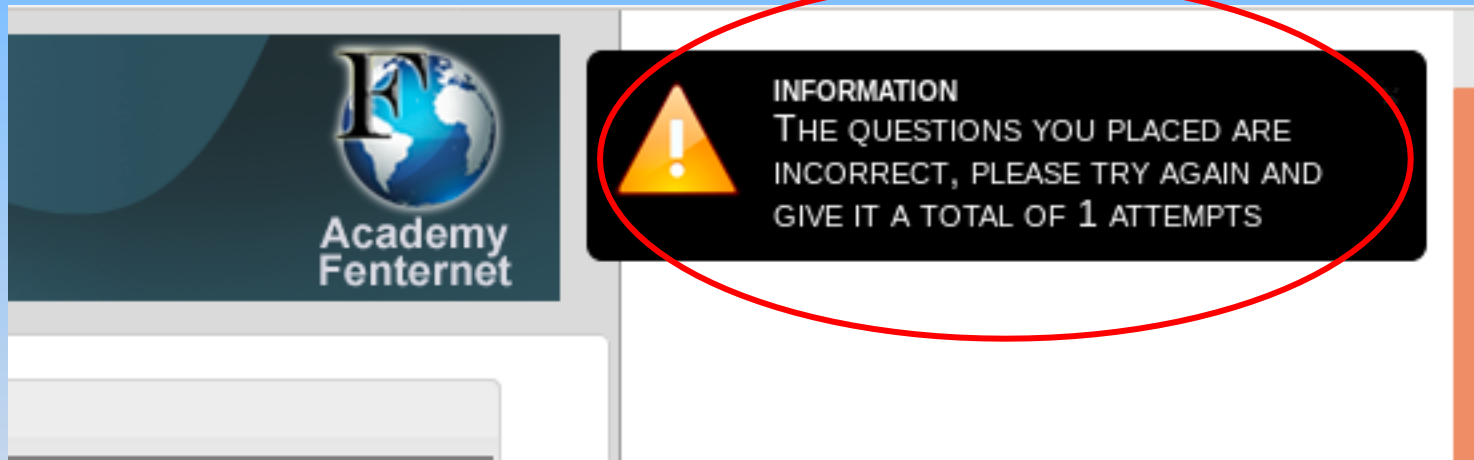
QUESTION 3:

SAY WHAT IS YOUR CHILDHOOD HERO?

SEND DATA

Step 6

Remember that you only have three attempts to recover your password, if you place more of the above, your account will be automatically blocked and you must contact the system administrator to unblock it.



Step 8

Once you have placed your correct security answers, you will proceed to recover your password directly from the website


RETRIEVE THE ACCESS PASSWORD

* REQUIRED FIELDS

WRITE THE NEW PASSWORD:

WRITE YOUR PASSWORD AGAIN:

Step 9



The successful process will be displayed once your password is updated in the system

RETRIEVE THE ACCESS PASSWORD

SEND EMAIL BY ANSWERS

ANSWER YOUR SECURITY QUESTIONS TO RECOVER YOUR PASSWORD.

* REQUIRED FIELDS

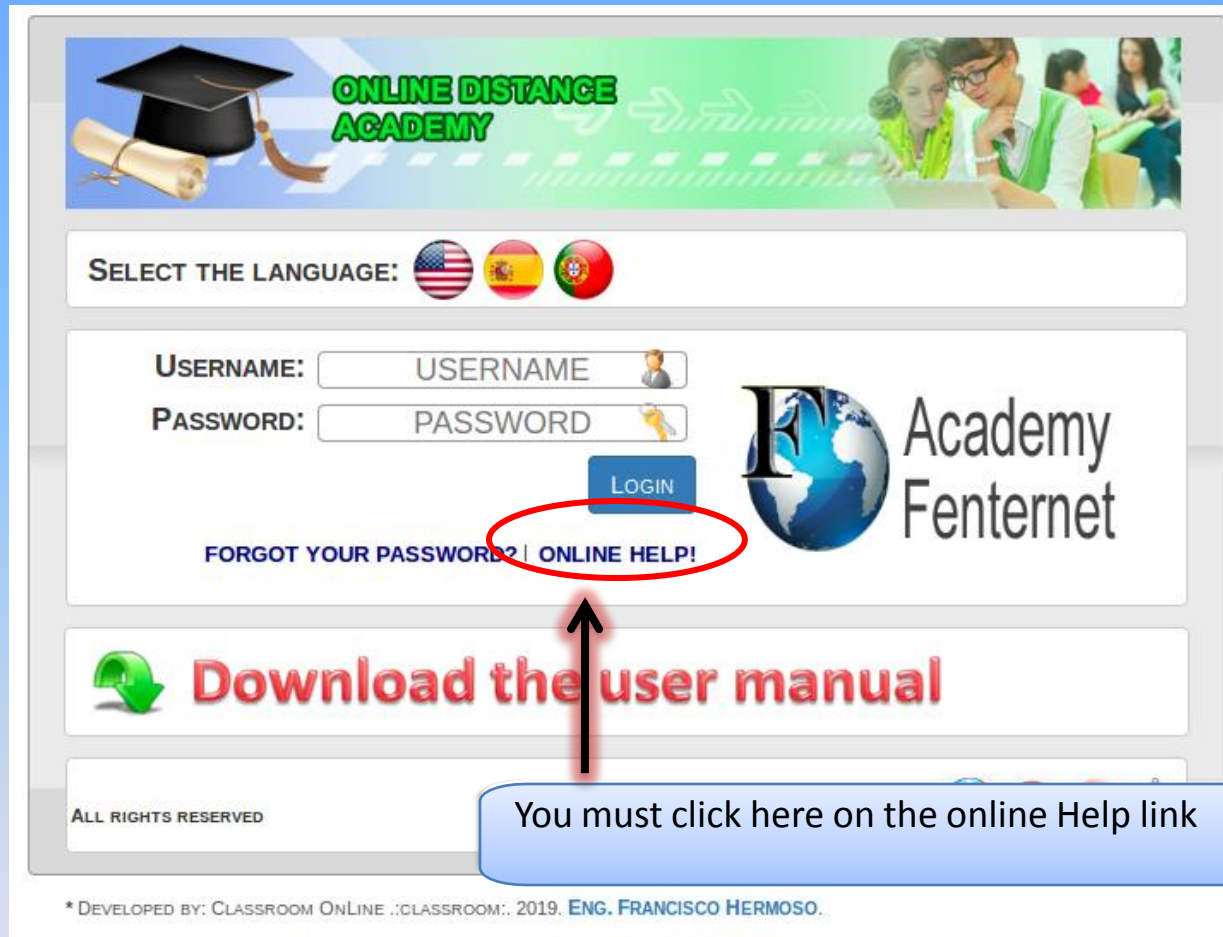
ENTER YOUR EMAIL:

SEND DATA

INFORMATION
IT IS MODIFIED. THE PASSWORD
SUCCESSFULLY.


How to contact the administrator?


Step 1




The screenshot shows the login interface for the Online Distance Academy. At the top, there is a banner with a graduation cap and the text "ONLINE DISTANCE ACADEMY". Below the banner, there is a language selection section with the text "SELECT THE LANGUAGE:" and three flags (USA, Spain, Portugal). The main login area contains fields for "USERNAME:" and "PASSWORD:", a "LOGIN" button, and links for "FORGOT YOUR PASSWORD?" and "ONLINE HELP!". The "ONLINE HELP!" link is circled in red, and a black arrow points from a blue callout box below to it. The callout box contains the text "You must click here on the online Help link". To the right of the login fields is a logo for "Academy Fenternet" featuring a globe. Below the login area, there is a section with a green download icon and the text "Download the user manual". At the bottom, there is a footer with the text "ALL RIGHTS RESERVED" and a small line of text: "* DEVELOPED BY: CLASSROOM ONLINE .:CLASSROOM.:. 2019. ENG. FRANCISCO HERMOSO."

ONLINE DISTANCE ACADEMY

SELECT THE LANGUAGE:   


USERNAME: 

PASSWORD: 

[LOGIN](#)

[FORGOT YOUR PASSWORD?](#) | [ONLINE HELP!](#)

 Academy Fenternet

 Download the user manual

ALL RIGHTS RESERVED

* DEVELOPED BY: CLASSROOM ONLINE .:CLASSROOM.:. 2019. ENG. FRANCISCO HERMOSO.

Step 2

You must fill in all the fields shown to be received by the system administrator, you can place your concerns, suggestions or problems with the system.

ONLINE HELP SYSTEM.

* REQUIRED FIELDS

FOR: [ERRORS OR FAILURES WITH THE APPLICATION] *

NAMES AND SURNAMES: NICK THOMPSON *

EMAIL: NTHOMPSON@EMAIL.COM *

MESSAGE:

XXXX

MAXIMUM UP TO 1000 CHARACTERS

4

SEND DATA

Step 3

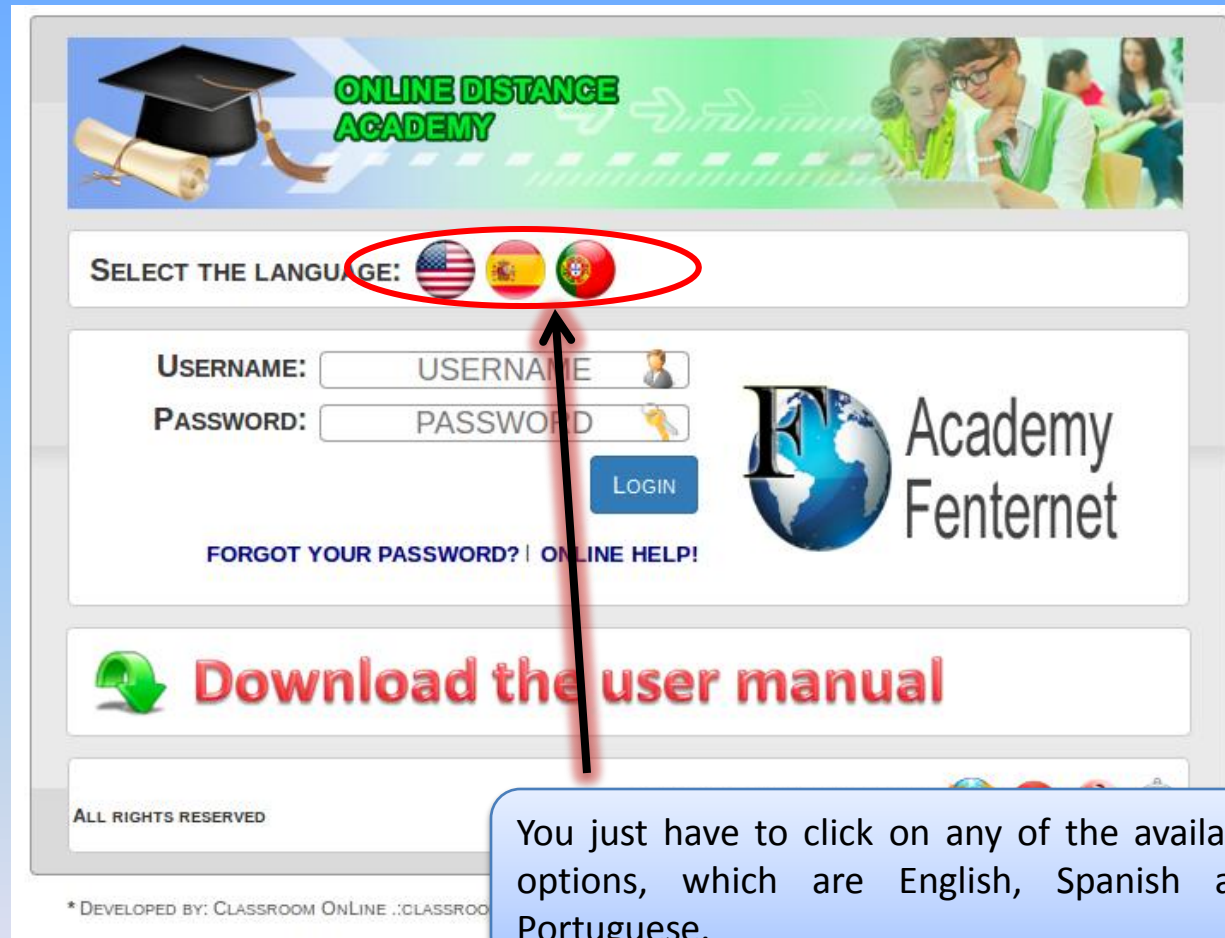
ONLINE HELP SYSTEM.

YOUR MESSAGE WAS SENT SUCCESSFULLY, IN A PERIOD OF 48 HOURS WE WILL BE IN CONTACT WITH YOU THROUGH THE EMAIL THAT YOU GAVE US.




After submitting your question form, within 48 hours or it may be before that time you will receive your email that placed the answer.


How to change the language to the system?


Step 1




ONLINE DISTANCE ACADEMY

SELECT THE LANGUAGE:   

USERNAME: 

PASSWORD: 

[FORGOT YOUR PASSWORD?](#) | [ONLINE HELP!](#)

 **Download the user manual**

ALL RIGHTS RESERVED

* DEVELOPED BY: CLASSROOM ONLINE .:CLASSROOM

You just have to click on any of the available options, which are English, Spanish and Portuguese.